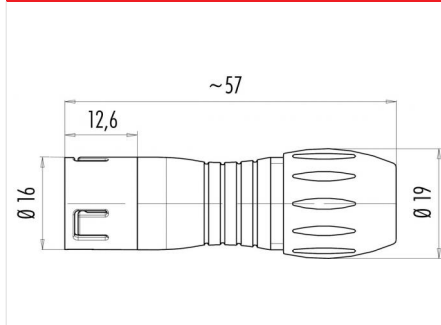


|                     |   |
|---------------------|---|
| Product description | <b>Snap-In IP67 cable connector, Contacts: 12, 6.0 - 8.0 mm, shielding is not possible, solder, IP67, VDE</b> |
| Area                | <b>Snap-In IP67 series 720</b>  |
| Order number        | <b>99 9133 02 12</b>  |

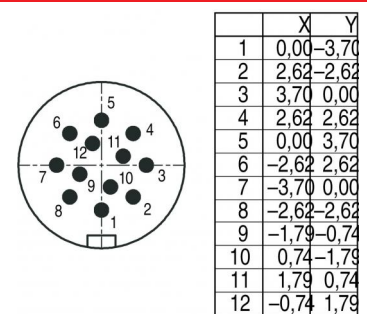
### Illustration



### Scale drawing



### Contact arrangement (Plug-in side)



**You can find the component part drawing and assembly instructions on the next page.**

## Technical data

### General values

|                          |                           |
|--------------------------|---------------------------|
| Connector design         | cable connector           |
| Connector locking system | snap                      |
| Termination              | solder                    |
| Wire gauge (mm)          | max. 0.25 mm <sup>2</sup> |
| Wire gauge (AWG)         | max. 24                   |
| Cable outlet             | 6.0 - 8.0 mm              |
| Upper limit temperature  | 85 °C                     |
| Lower limit temperature  | - 25 °C                   |
| Customs tariff number    | 85369010                  |
| Packaging Unit           | 100                       |

### Cable data

|            |     |
|------------|-----|
| Approval 1 | VDE |
|------------|-----|

### Electrical values

|                           |                           |
|---------------------------|---------------------------|
| Rated current (40 °C)     | 2 A                       |
| Rated voltage             | 60 V                      |
| Rated impulse voltage     | 800 V                     |
| Pollution degree          | 2                         |
| Overvoltage category      | II                        |
| Insulating material group | II                        |
| Insulation resistance     | ≥ 10 <sup>10</sup> Ω      |
| EMC compliance            | shielding is not possible |
| Degree of protection      | IP67                      |
| Mechanical operation      | > 500 Mating cycles       |

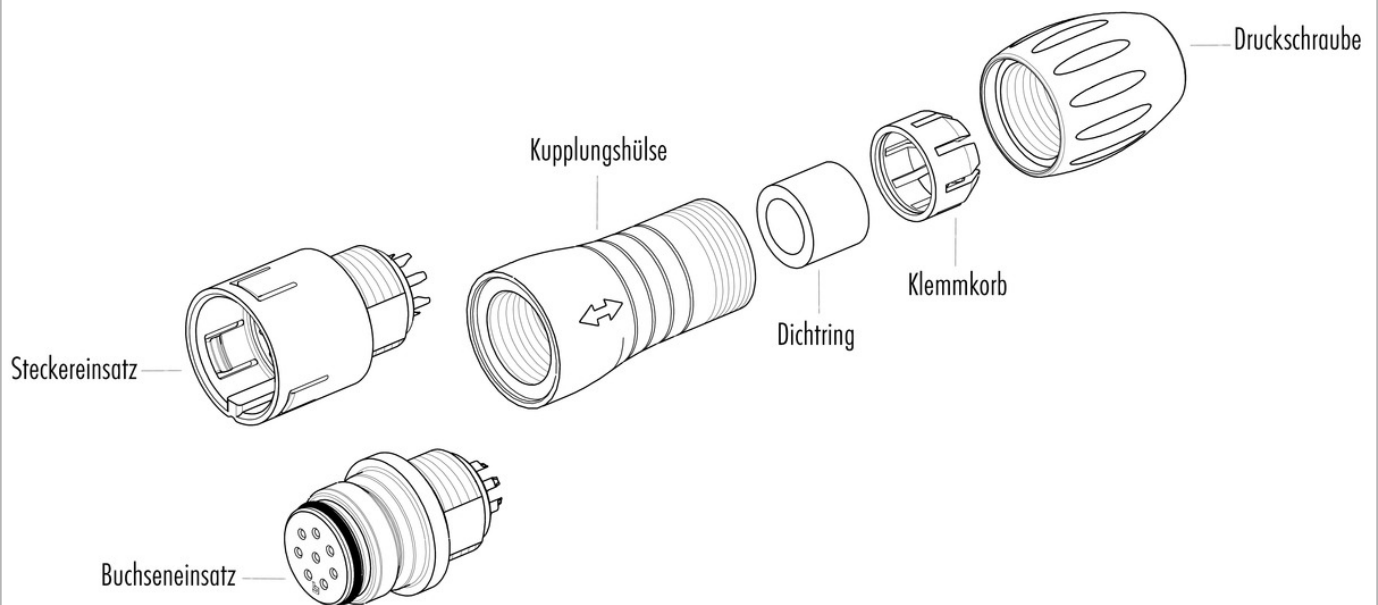
### Material

|                       |   |
|-----------------------|---|
| Contact material      | CuZn (brass)  |
| Contact plating       | Au (gold)   |
| Contact body material | PA (UL94 V-0)   |
| Housing material      | PA  |
| REACH SVHC            | CAS 96-45-7<br>(Imidazolidine-2-thione)<br>CAS 7439-92-1 (Lead) |

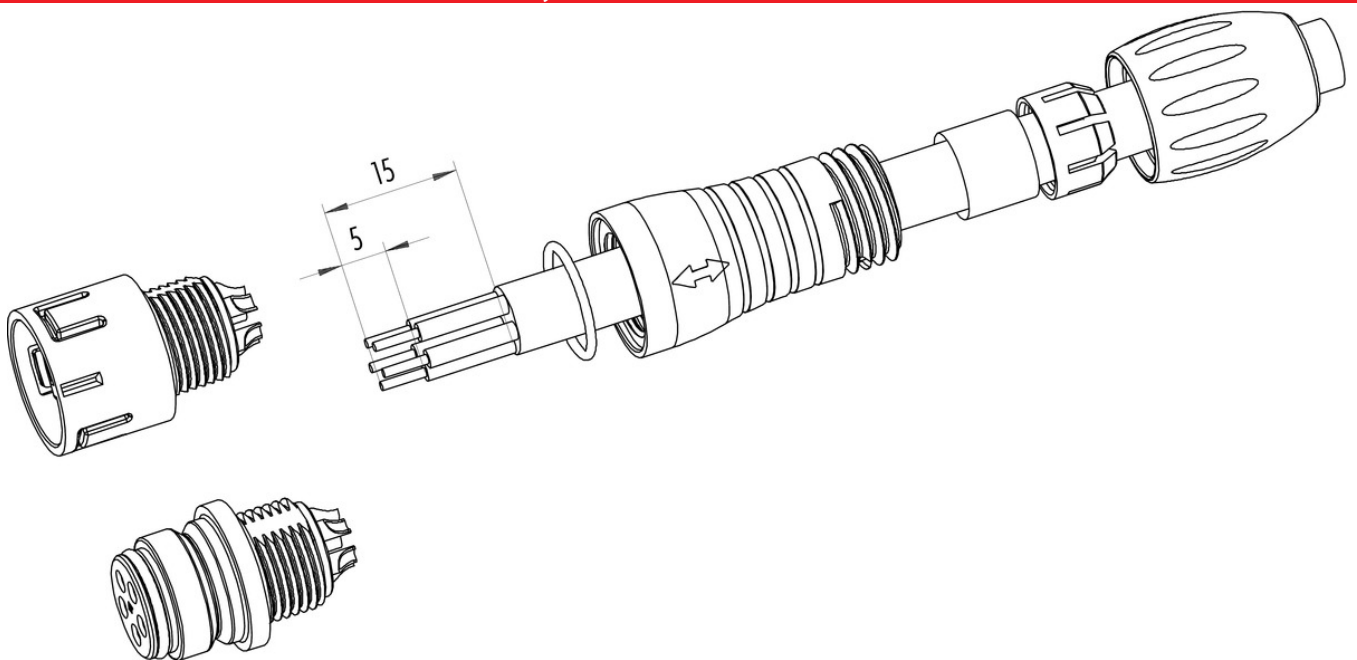
Product description **Snap-In IP67 cable connector, Contacts: 12, 6.0 - 8.0 mm, shielding is not possible, solder, IP67, VDE**

Area **Snap-In IP67 series 720**  
Order number **99 9133 02 12**

### Component part drawing



### Assembly instructions / Panel cut-out



|                     |   |
|---------------------|---|
| Product description | <b>Snap-In IP67 cable connector, Contacts: 12, 6.0 - 8.0 mm, shielding is not possible, solder, IP67, VDE</b> |
| Area                | <b>Snap-In IP67 series 720</b>  |
| Order number        | <b>99 9133 02 12</b>  |

### Security notices

The connectors are designed for use in plant, control system and electrical equipment. The end user is responsible for checking whether the connectors are suitable for use in other applications.

Connectors with degree of protection IP 67 and IP 68 are not suitable for use under water. When used outdoors, the connectors must be separately protected against corrosion. For further information about IP degrees of protection refer to 'Technical support' in the Download Centre.